

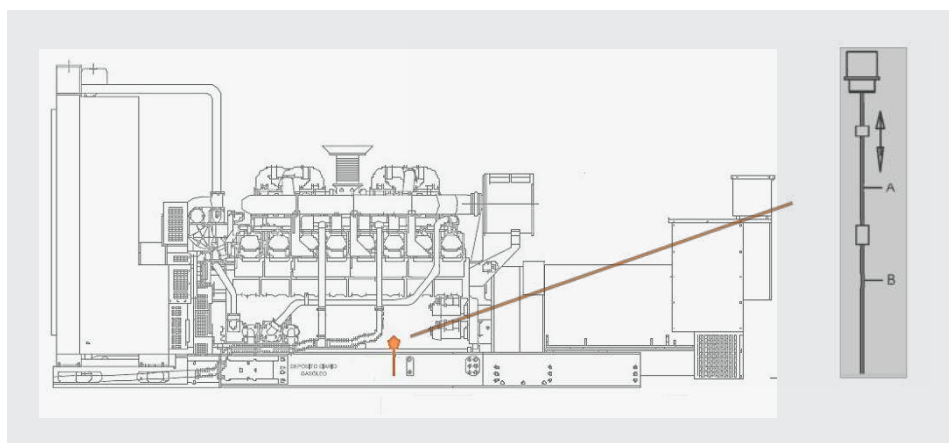
ECR 25 – ECR 50 ADJUSTABLE LEVEL SWITCH

Adjustable level switch and float switch magneto-resistive principle

- Shows on its display the contents of a tank in liters or percentages. Suitable for almost all oils, liquids or fluids. Up to 60°C.
- With a basic default setting for 2 relay outputs, installation is extremely easy and flexible.
- The probe height is adjustable to the exact tank height.
- Relay switching point adjustable
- The display is OFF in Eco mode unless an alarm threshold is exceeded (or a button is pressed).
- Standard housing 96 x 48 mm (1/8 DIN) for panel mounting.
- Standard connector
 - For ECR25 = 1"
 - For ECR50 = 1 1/2"
- Available with 1 1/4", 1 1/2" and 2" threaded adapters

ECR: COMPONENTS AND FINISHES	ART. NO.
ECR % switch box 18 to 265 Vac/dc.	03050020409XXX
ECR % or I switch box with 4 relays, 18 to 265 Vac/dc.	03050020409099
Stainless steel AISI-316 probe, adjustable up to 250 mm	23050010402590
Stainless steel AISI-316 probe, adjustable up to 500 mm	23050010402090
Polyester cabinet 300x250x140	23070000002012
Analoge GSM signal transmission to the Mobiltelefon	06110000200125
GSM Mini Digital 1 Alarm Transmitter to Mobile Phone	02050000000199

Application example



2 MEASUREMENT OPTIONS TO CHOOSE FROM

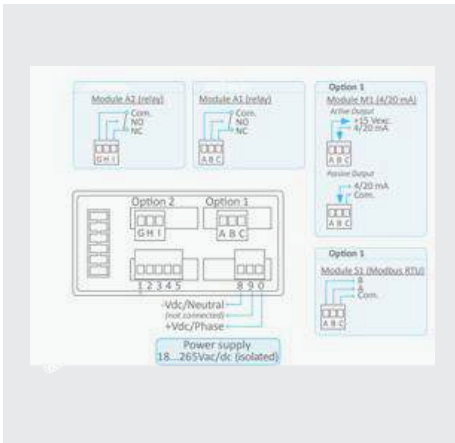


Linear value % (1, 2...,100%)

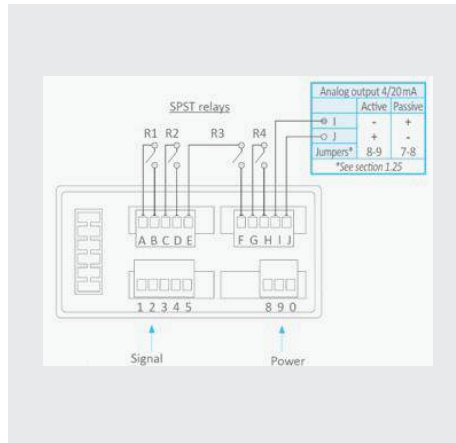


% or l. Non-rectangular tank setting available only on 4-relay version .

Schematic ECR 2 Relay



Schematic ECR 4 Relay



Technical Specifications

ECR Display	ECR Probe
Protection rate: IP 65	Probe head connection: 1" or 1 1/2" BSP
Power consumption (display and probe) <3W	Ingress Protection: IP 65
Standard power supply: 18-265 Vac/dc	Size (mm): 450 x 100 x 80 mm (ECR 25 1" BSP)
Optional outputs: 2 relays (standard) and 4 relays (optional)	750 x 100 x 80 mm (ECR 50 1 1/2" BSP)
Operation Temperature: 0° to 50°C	Other optional connection threads: 11/4", 11/2" & 2"
Material: PC-ABS	Max temperature: 60°C
	Standard probe: AISI-316 stainless steel
Conformity declarations and standards: Electromagnetic compatibility directive 2014/30/EU, Low voltage directive 2014/35/EU, ROHS directive 2011/65/EU Electromagnetic compatibility: EN-61326-1 - Security rules EN-61010-1	