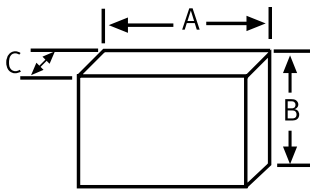




OIL TRANSFER PRESSURE UNITS

FP ONE PUMP - FP ZW TWO PUMPS

System for Tank to Tank Transfer for Diesel and HVO

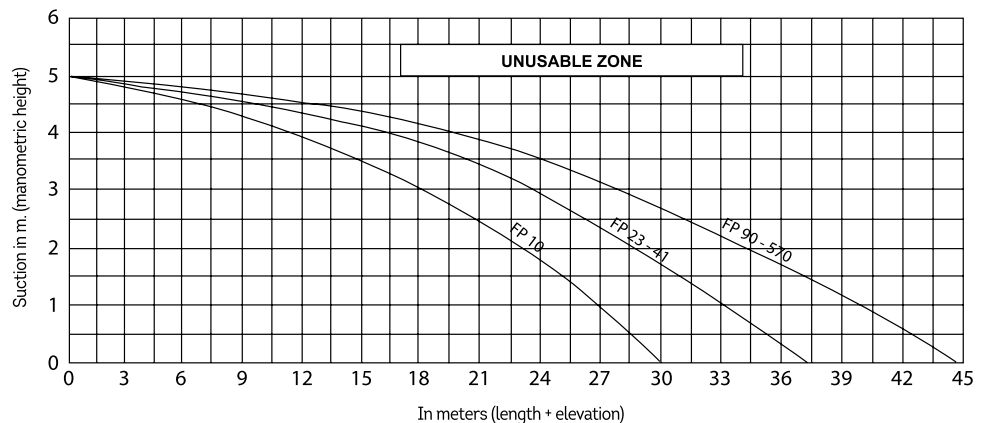


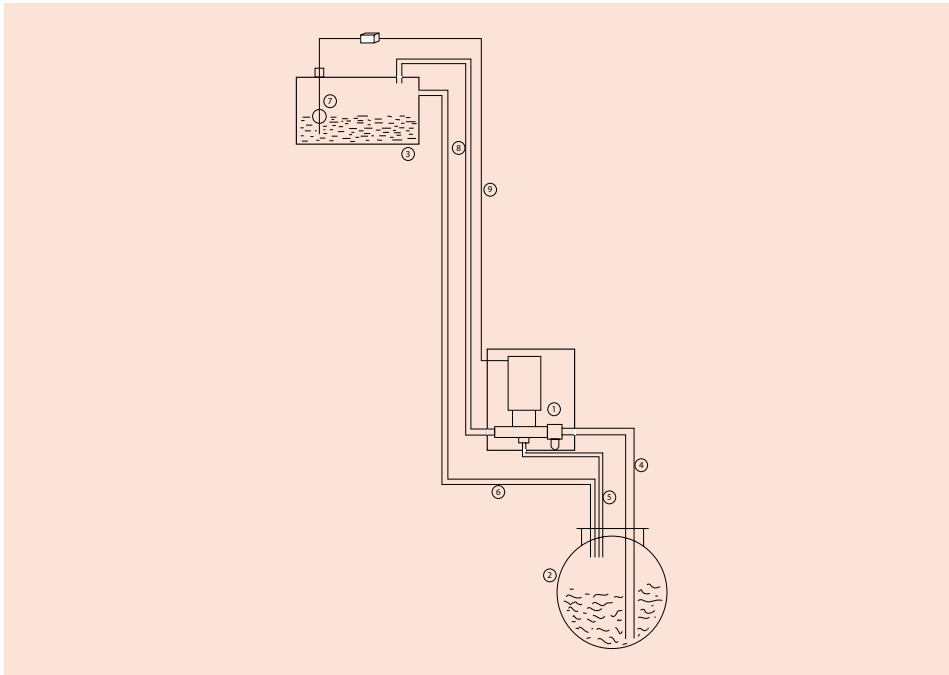
MODEL		FP 10	FP 23	FP 41	FP 90	FP 120	FP 240	FP 360	FP 570
FLOW	L/h	100	260	460	900	1400	2100	3400	5300
POWER SUPPLY	VOLT	400*	400*	400*	400	400	400	400	400
MOTOR POWER	KW	0,25	0,25	0,25	0,55	0,55	2,2	3	3
	C.V.	1/3	1/3	1/3	3/4	3/4	3	4	4
MOTOR	U/min-1	1400	1400	1400	1400	1400	1400	1400	1400
CONNECTION TO THE HYDRAULIC CIRCUIT (Ø THREAD / Ø MM)	SUCTION	1/2" iG	1/2" iG	1/2" iG	1" iG	1" iG	DN 32	DN 40	DN 40
	DRIVE	1/2" iG	1/2" iG	1/2" iG	3/4" iG	1" iG	DN 32	DN 40	DN 40
	OVERPRESSURE	1/2" iG	1/2" iG	1/2" iG	3/4" iG	1" iG	DN 32	DN 40	DN 40
SECURITY VALVE OPEN AT:	bar	4,5	4,5	4,5	4,5	4,5	4,5	4,5	4,5
SOUND LEVEL	DB (A)	58	58	58	58	58	58	58	58
MOTOR PROTECTION	IP	55	55	55	55	55	55	55	55

- (*) There is a 230 single-phase version power supply version (W)
 - For other capacity and mediums, please consult.
 - Threaded Flanges DIN 2566

MODEL	FP 10		FP 23		FP 41		FP 90		FP 120		FP 240		FP 360		FP 570	
	N	ZW	N	ZW	N	ZW	N	ZW	N	ZW	N	ZW	N	ZW	N	ZW
A	595	870	595	870	595	870	595	890	595	890	1200	1200	1200	1300	1200	1300
B	575	720	575	720	575	720	575	790	575	790	1000	1000	1000	1000	1000	1000
C	240	240	240	300	240	300	240	350	240	400	500	850	500	850	500	850
APPROX. WEIGHT. (kg)	14	31	16	35	16	35	24	68	28	79	100	200	130	230	195	300

SUCTION DIAGRAM





- 1- Pump Type FP
- 2- Main tank
- 3- Daily tank
- 4- Suction pipe
- 5- Overpressure pipe
- 6- Overflow pipe
- 7- SMMR 1 Level Switch
- 8- Oil supply pipe
- 9- Control line

List of parts in FP MODELS

One pump versions FP 10 - FP 570

Motor, flange, coupling, gear pump, overpressure valve, filter in suction side and vacuum meter, rigid pipe connections (steel), mounted in wall fixing frame until FP 120. Above FP 240, angle frame floor deck. Ready electrical assembly, switch, motor protection and connection for Level Switch. For easy connection we recommended SMMR1 level switch for your tank.

Two pumps versions FP 10 - FP 570 ZW

2 motors, flange, coupling, 2 gear pumps, overpressure valve, filter in suction side and vacuum meter, rigid pipe connections (steel), mounted in wall fixing frame until FP 120. Above FP 240, angle frame floor deck. Ready electrical assembly, electrical alternative switch, motor protection, and connection for Level Switch. For easy connection we recommend SMMR1 Level Switch for your tank.

Special Non-Ferrous metal free versions upon request.

For higher viscosities please consult for the suitable FP system specification.

Accessories and adaptations

- Oil failure control system, to protect gears running with an empty tank.
- Free voltage relay output to control from centralised Building Management System, in kit 3, 4 or 6 signals (2-thermal, motors 1 or 2 ON, low pressure and Leak safety ON).
- GSM alarm system by SMS messages, or connection to modem.
- Adaptation of Pressure Group for high pressure, working conditions of up to 4,5 Kg/cm².
- Leak collector trays with infrared detectors (standard in FP 240 and above).
- Modifications to adapt to specifically regulated environments (tropicalised equipment or ATEX.)
- Solenoid valves with flow limiters, to automate filling in supply tanks for electrical generators.
- Soundproof sheet cabinets with UNE-25 poly-pyramid foam and lock. Manufactured with no back and made-to-measure for each Pressure Group model.
- Assembly of Pressure Groups in IP-55 cabinets for outdoor installation with exterior suction and drive pipe couplings, electric connection presses and ventilation grills.
- Line pressure switch to signal low pressure.



This is a product suitable for projects.
See all Inpro project references here



| C/Invierno, 4-6 28500
 | Arganda del Rey. Madrid (Spain)
 | Telf.: (+34) 918 719 294
 | info@inprord.com
 | www.inprord.com



| 63457 Hanau - Voltastr, 10
 | Deutschland (Germany)
 | Telf.: (+49) 06181/9587-0
 | info@simka.de
 | www.simka.de